

Nordea 1 - Alpha 7 MA Fund



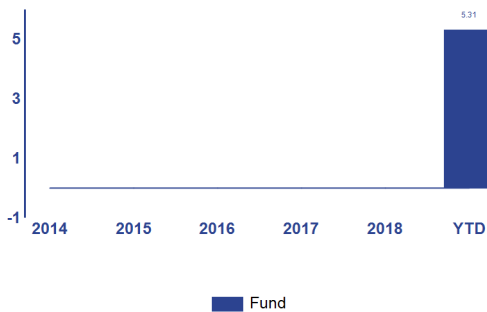
Performance in %

	Cumulative	Annualized
Year To Date	5.31	
1 month	0.80	
3 months	2.98	
1 year	2.69	2.69
3 years		
5 years		
Since launch	4.14	3.24

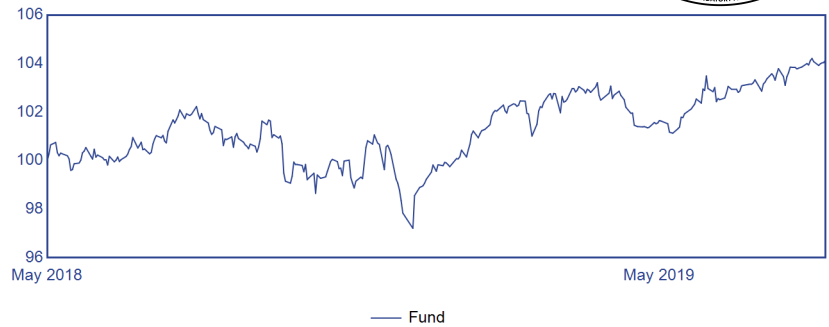
Key Figures

	Fund
Volatility in %*	
Sharpe Ratio*	
Parametric VaR (20d,99%)**	1.52
Effective Duration	1.56

Discrete Year



Performance (indexed at 100)



Fund Data

Share class	BI-EUR	Launch date	23/05/2018
Fund category	Accumulating	ISIN	LU1807426629
Last NAV	104.14	Sedol	BF50TB3
AUM (Million EUR)	171.28	WKN	A2JNKP
Minimum investment (EUR)	75,000	Bloomberg ticker	NOA7BIE LX
Maximum front end fee in %	0.00	Number of holdings	204
Annual management fee in %	0.900	Swing factor / Threshold	No / No
Manager	Multi Assets Team		

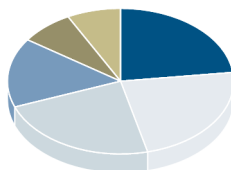
* Annualized 3 year data
 ** Source: MSCI RiskManager
 *** As a % of total assets
 Performances are in EUR

Exposure by Asset Class (%) ***	Long	Short	Gross	Net
Equity	76.63	-46.94	123.57	29.68
Fixed Income	38.00	-7.09	45.09	30.90
Fx Forward	29.31	-94.31	123.62	-65.01
Net Liquid Asset	20.78	-0.69	21.47	20.08
Total	164.71	-149.04	313.75	15.67

Risk budget allocation in %

SuperStrategy

Equity	23.08
Fixed Income	23.08
SAA Risk Balancing	23.08
X - Asset	15.38
Currency	7.69
Trading	7.69



Investment Strategy

The fund aims to generate a return of cash + 4-5% (gross of fees) p.a. over a full investment cycle with a volatility between 5-7% p.a. The fund uses numerous types low-correlation investment strategies to provide dynamic exposure to multiple asset classes, within a universe consisting of a subset of equities, fixed income securities and currencies. The fund will typically implement some of the different investment strategies through pair trades and/or long/short positions across the different investable asset classes. In other words, the fund may combine a long position that is (partly) offset by a short position. Over time, the fund is aiming to build a largely market neutral portfolio.

Source (unless otherwise stated): Nordea Investment Funds S.A. Period under consideration (unless otherwise stated): 31/07/2019 - 30/08/2019. Performance calculated NAV to NAV (net of fees and Luxembourg taxes) in the currency of the respective share class, gross income and dividends reinvested, excluding initial and exit charges as per 30/08/2019. Initial and exit charges could affect the value of the performance. **The performance represented is historical; past performance is not a reliable indicator of future results and investors may not recover the full amount invested. The value of shares can greatly fluctuate as a result of the sub-fund's investment policy and cannot be ensured.** If the currency of the respective share class differs from the currency of the country where the investor resides the represented performance might vary due to currency fluctuations. The sub-funds mentioned in this document are part of Nordea 1, SICAV, a Luxembourg Undertaking for Collective Investment in Transferable Securities (UCITS), **validly formed and existing in accordance with the laws of Luxembourg and with European Council Directive 2009/65/EC of 13 July 2009**, registered in the Netherlands in the register kept by the AFM, and as such is allowed to offer its shares in the Netherlands. The AFM register can be consulted via www.afm.nl/register. **This document is advertising material** and does not disclose all relevant information concerning the presented sub-funds. Any investment decision in the sub-funds should be made on the basis of the current prospectus and the Key Investor Information Document (KIID), which are available, along with the current annual and semi-annual reports, electronically in English and in the local language of the market where the mentioned SICAV is authorised for distribution, without charge upon request from Nordea Investment Funds S.A., 562, rue de Neudorf, P.O. Box 782, L-2017 Luxembourg, from the local representatives or information agents, or from our distributors. Investments in derivative and foreign exchange transactions may be subject to significant fluctuations which may affect the value of an investment. **Investments in Emerging Markets involve a higher element of risk. The value of shares can greatly fluctuate as a result of the sub-fund's investment policy and cannot be ensured. Investments in equity and debt instruments issued by banks could bear the risk of being subject to the bail-in mechanism (meaning that equity and debt instruments could be written down in order to ensure that most unsecured creditors of an institution bear appropriate losses) as foreseen in EU Directive 2014/59/EU. For further details of investment risks associated with these sub-funds, please refer to the relevant Key Investor Information Document (KIID), available as described above.** Nordea Investment Funds S.A. has decided to bear the cost for research, i.e. such cost is covered by existing fee arrangements (Management-/Administration-Fee). Nordea Investment Funds S.A. only publishes product-related information and does not make any investment recommendations. Published by Nordea Investment Funds S.A., 562, rue de Neudorf, P.O. Box 782, L-2017 Luxembourg, which is authorized by the Commission de Surveillance du Secteur Financier in Luxembourg. Further information can be obtained from your financial advisor. He/she can advise you independently of Nordea Investment Funds S.A. Source (unless otherwise stated): Nordea Investment Funds S.A. Unless otherwise stated, all views expressed are those of Nordea Investment Funds S.A. This document may not be reproduced or circulated without prior permission. Reference to companies or other investments mentioned within this document should not be construed as a recommendation to the investor to buy or sell the same, but is included for the purpose of illustration. The level of tax benefits and liabilities will depend on individual circumstances and may be subject to change in the future.