

Nordea 1 - Emerging Markets Focus Equity Fund



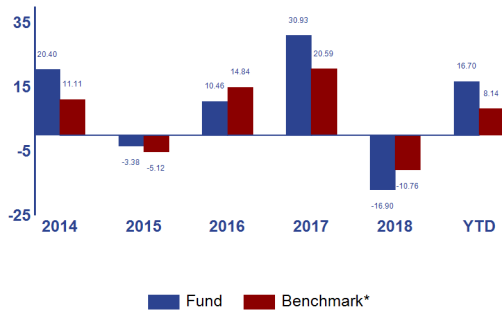
Performance in %

	Fund	Benchmark*
Cumulative		
Year To Date	16.70	8.14
1 month	-3.19	-3.91
3 months	5.53	0.80
1 year	5.82	0.94
3 years	29.15	19.26
5 years	37.14	21.79
Since launch	66.54	36.38

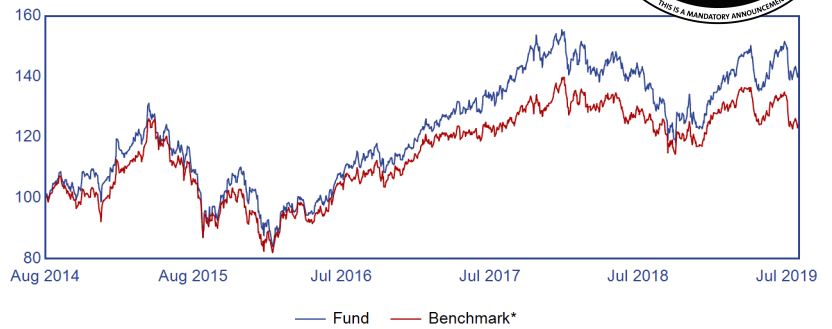
Key Figures

	Fund	Benchmark*
Annualised return in %**	8.90	6.05
Volatility in %**	12.74	11.14
Alpha in %**	2.48	
Beta**	1.06	
Sharpe Ratio**	0.72	0.57
Correlation**	0.93	
Information ratio**	0.59	
Tracking error in %**	4.87	

Discrete Year



Performance (indexed at 100)



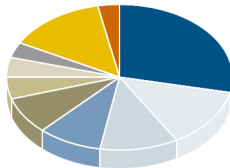
Fund Data

Share class	BI-EUR	Launch date	31/07/2012
Fund category	Accumulating	ISIN	LU0772937792
Last NAV	135.58	Sedol	B8HF8Y3
AUM (Million USD)	72.49	WKN	A1J2H5
Minimum investment (EUR)	75,000	Bloomberg ticker	NEMFBIE LX
Maximum front end fee in %	0.00	Number of holdings	51
Annual management fee in %	0.850	Swing factor / Threshold	No / No
Manager	Fundamental Equities Team		

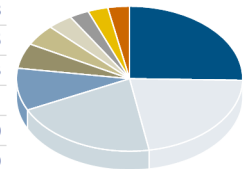
* MSCI Emerging Markets - Net Return Index (Source: Datastream)
 ** Annualized 3 year data
 Performances are in EUR

Asset Allocation in %

Country	Fund
China	28.39
India	13.20
South Korea	11.18
Brazil	9.18
Taiwan	8.21
South Africa	4.85
Hong Kong	4.35
Russian Federation	3.44
Other	14.09
Net Liquid Assets	3.10



Sector	Fund
Financials	25.35
Consumer Discretionary	21.88
Information Technology	20.65
Communication Services	9.43
Consumer Staples	5.61
Industrials	4.70
Real Estate	3.59
Health Care	2.80
Other	2.89
Net Liquid Assets	3.10



Top Holdings in %

Security Name	Country	Sector	Weight
Alibaba Group Holding ADR	China	Consumer Discretionary	7.08
Tencent Holdings	China	Communication Services	6.90
Taiwan Semiconductor Manufacturing	Taiwan	Information Technology	6.37
Samsung Electronics	South Korea	Information Technology	6.09
Ping An Insurance Group Co of China	China	Financials	4.11
Housing Development Finance	India	Financials	3.70
Naspers	South Africa	Consumer Discretionary	3.51
AIA Group	Hong Kong	Financials	3.03
Samsung SDI	South Korea	Information Technology	2.89
Hindustan Unilever	India	Consumer Staples	2.72

Investment Strategy

This Sub-fund aims to preserve Shareholder's capital and to provide an adequate rate of return on the investment by investing in Emerging Markets stocks. The Sub-fund is managed in accordance with the International Focus Equities Concept, an investment process which focuses on in-depth analysis of company fundamentals when selecting an investment target. The process seeks to identify attractively valued equities of companies with strong fundamentals. The process focuses on equities which, in the portfolio manager's view, are undervalued in relation to the company's ability to generate cash flow over the long term.

Source (unless otherwise stated): Nordea Investment Funds S.A. Period under consideration (unless otherwise stated): 31/07/2019 - 30/08/2019. Performance calculated NAV to NAV (net of fees and Luxembourg taxes) in the currency of the respective share class, gross income and dividends reinvested, excluding initial and exit charges as per 30/08/2019. Initial and exit charges could affect the value of the performance. **The performance represented is historical; past performance is not a reliable indicator of future results and investors may not recover the full amount invested. The value of shares can greatly fluctuate as a result of the sub-fund's investment policy and cannot be ensured.** If the currency of the respective share class differs from the currency of the country where the investor resides the represented performance might vary due to currency fluctuations. The sub-funds mentioned in this document are part of Nordea 1, SICAV, a Luxembourg Undertaking for Collective Investment in Transferable Securities (UCITS), **validly formed and existing in accordance with the laws of Luxembourg and with European Council Directive 2009/65/EC of 13 July 2009**, registered in the Netherlands in the register kept by the AFM, and as such is allowed to offer its shares in the Netherlands. The AFM register can be consulted via www.afm.nl/register. **This document is advertising material** and does not disclose all relevant information concerning the presented sub-funds. Any investment decision in the sub-funds should be made on the basis of the current prospectus and the Key Investor Information Document (KIID), which are available, along with the current annual and semi-annual reports, electronically in English and in the local language of the market where the mentioned SICAV is authorised for distribution, without charge upon request from Nordea Investment Funds S.A., 562, rue de Neudorf, P.O. Box 782, L-2017 Luxembourg, from the local representatives or information agents, or from our distributors. Investments in derivative and foreign exchange transactions may be subject to significant fluctuations which may affect the value of an investment. **Investments in Emerging Markets involve a higher element of risk. The value of shares can greatly fluctuate as a result of the sub-fund's investment policy and cannot be ensured. Investments in equity and debt instruments issued by banks could bear the risk of being subject to the bail-in mechanism (meaning that equity and debt instruments could be written down in order to ensure that most unsecured creditors of an institution bear appropriate losses) as foreseen in EU Directive 2014/59/EU. For further details of investment risks associated with these sub-funds, please refer to the relevant Key Investor Information Document (KIID), available as described above.** Nordea Investment Funds S.A. has decided to bear the cost for research, i.e. such cost is covered by existing fee arrangements (Management-/Administration-Fee). Nordea Investment Funds S.A. only publishes product-related information and does not make any investment recommendations. Published by Nordea Investment Funds S.A., 562, rue de Neudorf, P.O. Box 782, L-2017 Luxembourg, which is authorized by the Commission de Surveillance du Secteur Financier in Luxembourg. Further information can be obtained from your financial advisor. He/she can advise you independently of Nordea Investment Funds S.A. Source (unless otherwise stated): Nordea Investment Funds S.A. Unless otherwise stated, all views expressed are those of Nordea Investment Funds S.A. This document may not be reproduced or circulated without prior permission. Reference to companies or other investments mentioned within this document should not be construed as a recommendation to the investor to buy or sell the same, but is included for the purpose of illustration. The level of tax benefits and liabilities will depend on individual circumstances and may be subject to change in the future.