

Nordea 1 - Global Stars Equity Fund



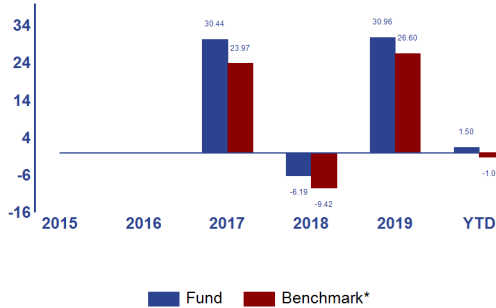
Performance in %

	Fund	Benchmark*
Cumulative		
Year To Date	1.50	-1.09
1 month	-2.44	-2.43
3 months	0.02	0.20
1 year	9.16	4.89
3 years	30.65	17.48
5 years		
Since launch	62.85	51.89

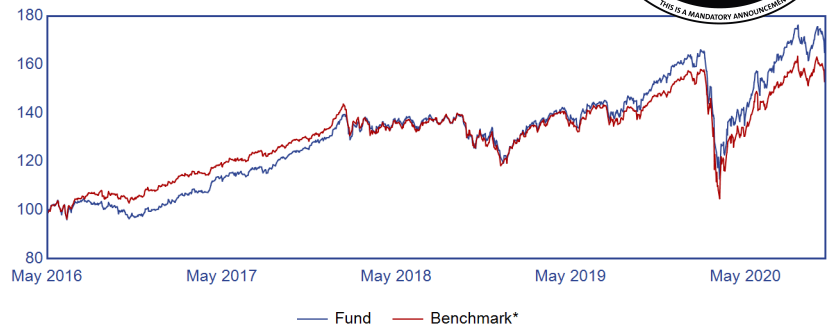
Key Figures

	Fund	Benchmark*
Annualised return in %**	9.32	5.52
Volatility in %**	16.67	16.73
Alpha in %**	3.87	
Beta**	0.98	
Sharpe Ratio**	0.44	0.21
Correlation**	0.98	
Information ratio**	1.26	
Tracking error in %**	3.01	

Discrete Year



Performance (indexed at 100)



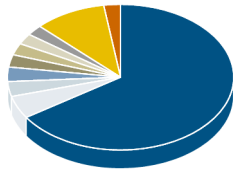
Fund Data

Share class	BP-USD	Launch date	17/05/2016
Fund category	Accumulating	ISIN	LU0985320562
Last NAV	162.85	Sedol	BYQPXR4
AUM (Million USD)	1,415.55	WKN	A2AJ9F
Minimum investment (EUR)	0	Bloomberg ticker	NOGSBPU LX
Maximum front end fee in %	5.00	Number of holdings	76
Annual management fee in %	1.500	Swing factor / Threshold	No / No
Manager	Fundamental Equities Team		

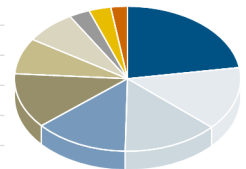
* MSCI ACWI Index (Net Return) (Source: Datastream)
 ** Annualized 3 year data
 Performances are in USD

Asset Allocation in %

Country	Fund
United States	65.70
China	5.02
Japan	3.31
United Kingdom	3.21
South Korea	2.75
France	2.61
Italy	2.39
Taiwan	2.32
Other	10.30
Net Liquid Assets	2.39



Sector	Fund
Information Technology	22.53
Financials	14.16
Industrials	13.64
Consumer Discretionary	13.44
Health Care	12.32
Consumer Staples	8.01
Communication Services	7.37
Materials	2.97
Other	3.16
Net Liquid Assets	2.39



Top Holdings in %

Security Name	Country	Sector	Weight
Amazon.com	United States	Consumer Discretionary	4.03
Microsoft	United States	Information Technology	3.35
Alphabet	United States	Communication Services	3.01
Alibaba Group Holding	China	Consumer Discretionary	2.58
Tencent Holdings	China	Communication Services	2.44
Taiwan Semiconductor Manufacturing	Taiwan	Information Technology	2.32
Rotork	United Kingdom	Industrials	2.13
Medtronic	United States	Health Care	2.05
Thermo Fisher Scientific	United States	Health Care	2.02
Apple	United States	Information Technology	1.94

Investment Strategy

The fund is a global, long only equity fund which aims to generate a sustainable outperformance of 3% p.a. compared to the MSCI World AC – Net Return Index. The portfolio follows a bottom-up stock selection approach and invests in companies with a sustainable competitive advantage, which allows them to deliver high and stable returns. The management team aims to invest in companies exposed to change which should allow them to grow over a 5-7 year investment horizon. The fund has a strong ESG (environmental, social and governance) bias, with the aim of investing in companies with well managed ESG profiles and/or that contribute to solutions relating to global ESG challenges.

Source (unless otherwise stated): Nordea Investment Funds S.A. Period under consideration (unless otherwise stated): 30/09/2020 - 30/10/2020. Performance calculated NAV to NAV (net of fees and Luxembourg taxes) in the currency of the respective share class, gross income and dividends reinvested, excluding initial and exit charges as per 30/10/2020. Initial and exit charges could affect the value of the performance. **The performance represented is historical; past performance is not a reliable indicator of future results and investors may not recover the full amount invested. The value of shares can greatly fluctuate as a result of the sub-fund's investment policy and cannot be ensured, you could lose some or all of your invested money.** If the currency of the respective share class differs from the currency of the country where the investor resides the represented performance might vary due to currency fluctuations. The sub-funds mentioned in this document are part of Nordea 1, SICAV, a Luxembourg Undertaking for Collective Investment in Transferable Securities (UCITS), validly formed and existing in accordance with the laws of Luxembourg and with European Council Directive 2009/65/EC of 13 July 2009, registered in the Netherlands in the register kept by the AFM, and as such is allowed to offer its shares in the Netherlands. The AFM register can be consulted via www.afm.nl/register. This document is advertising material and does not disclose all relevant information concerning the presented sub-funds. Any investment decision in the sub-funds should be made on the basis of the current prospectus and the Key Investor Information Document (KIID), which are available, along with the current annual and semi-annual reports, electronically in English and in the local language of the market where the mentioned SICAV is authorised for distribution, without charge upon request from Nordea Investment Funds S.A., 562, rue de Neudorf, P.O. Box 782, L-2017 Luxembourg, from the local representatives or information agents, or from our distributors. Investments in derivative and foreign exchange transactions may be subject to significant fluctuations which may affect the value of an investment. **Investments in Emerging Markets involve a higher element of risk. The value of shares can greatly fluctuate as a result of the sub-fund's investment policy and cannot be ensured.** Investments in equity and debt instruments issued by banks could bear the risk of being subject to the bail-in mechanism (meaning that equity and debt instruments could be written down in order to ensure that most unsecured creditors of an institution bear appropriate losses) as foreseen in EU Directive 2014/59/EU. For further details of investment risks associated with these sub-funds, please refer to the relevant Key Investor Information Document (KIID), available as described above. Nordea Investment Funds S.A. has decided to bear the cost for research, i.e. such cost is covered by existing fee arrangements (Management-/Administration-Fee). Nordea Investment Funds S.A. only publishes product-related information and does not make any investment recommendations. Published by Nordea Investment Funds S.A., 562, rue de Neudorf, P.O. Box 782, L-2017 Luxembourg, which is authorized by the Commission de Surveillance du Secteur Financier in Luxembourg. Further information can be obtained from your financial advisor. He/she can advise you independently of Nordea Investment Funds S.A. Source (unless otherwise stated): Nordea Investment Funds S.A. Unless otherwise stated, all views expressed are those of Nordea Investment Funds S.A. This document may not be reproduced or circulated without prior permission. Reference to companies or other investments mentioned within this document should not be construed as a recommendation to the investor to buy or sell the same but is included for the purpose of illustration. The level of tax benefits and liabilities will depend on individual circumstances and may be subject to change in the future.